



# Queanbeyan Quilters Inc

## Exhibition of Quilts

27 - 28 April 2024

Canberra Sewing  
Viewers Choice First Prize  
Brother Innov-is NV1800Q Sewing Machine value \$1859



## Innov-is NV1800Q

Let your imagination take over with the Innov-is NV1800Q computerised sewing and quilting machine. Featuring 290 built-in sewing stitches, sideways sewing and Automatic Height Adjuster (AHA) feature.

- 290 built-in stitches including 10 one-step buttonhole styles
- 8.3" from needle to arm
- Sideways sewing
- Automatic Height Adjuster (AHA) feature
- Pivot Function for fast and easy fabric manipulation
- My Custom Stitch feature

- sewing machines
- quilting machines
- digitising software
- overlockers
- punching/embellishment machines
- blind hemmers
- fabrics - patchwork and dress
- Simplicity dress patterns

- haberdashery
- hand & machine threads
- silk ribbons
- classes
- quilting patterns

We are a specialist repairer of all brands and models of machine.

Canberra Sewing  
26 Colbee Court  
Phillip ACT, 2606  
t. 02 6281 7555

**brother**  
at your side



## PRESIDENT'S WELCOME

Welcome to the Queanbeyan Quilters 2024 Exhibition.

2024 marks the 40th anniversary of Queanbeyan Quilters. Our group was started in 1984 by a group of keen needlewomen to share skills and friendship and is now a group of about 48 members who meet to stitch, share ideas and skills.

In those 40 years, we have presented an Exhibition every 2nd year, only missing 2020, when COVID stopped us. Our quilts are not judged by an expert, but by visitors to the Exhibition who vote for their favourites. Winners will receive prizes donated by our sponsors: details are elsewhere in this catalogue.

In this year's Exhibition we have examples of the wide range of techniques and styles we employ in pursuing our art. We have:

- over 120 quilts made by our members.
  - ◆ small 'challenge' quilts entitled Little Quilts for Little People which will be donated to the RFDS at the end of the Exhibition.
  - ◆ Quilted Postcards from Queanbeyan made by members to show what Queanbeyan means to them.
- a Sales Table where visitors to the Exhibition can buy examples of our crafts.
- demonstrations of how quilts are created.
- a Market where visitors can buy quilting fabric and supplies from regional small suppliers.

This Exhibition is supported by sponsorship from many sources:

- Queanbeyan Palerang Regional Council has provided a generous grant to support this Exhibition. We thank them for this.
- Many regional businesses have given sponsorship for this Exhibition. We thank them for their support, which has helped us present this attractive and varied display. Their advertisements are displayed in the Exhibition and in this catalogue.

I hope that you enjoy the quilts displayed in the 2024 Queanbeyan Quilters Exhibition as much as we have enjoyed making them.

Bryony De La Motte  
President

## ACKNOWLEDGEMENTS

Our sincere thanks go to all the organisations and individuals who have supported this exhibition. Without their generous support, this exhibition would not have been made possible.



### **Queanbeyan-Palerang Regional Council**

Thanks go to Queanbeyan-Palerang Regional Council for their continuing support for Queanbeyan Quilters Inc, for our regular venue, Letchworth Community Centre and for their generous support of our biennial members' exhibition in the Bicentennial Hall.



### **Brother + Canberra Sewing - Viewers' Choice First Prize**

The Canberra Sewing centre at 26 Colbee Court in Phillip has kindly offered a wonderful first prize of a **Brother Innov-is NV1800Q** sewing machine to the person with the most Viewers' Choice votes in the large quilt section of the show.



### **Spotlight Queanbeyan**

Spotlight has supplied a sewing machine, the **Elna 1000 Ruby Red Special Edition**, as a prize in the Exhibition and has kindly allowed us to sell raffle tickets in their store over the past few months. Over the years, Spotlight has repeatedly provided lovely new fabric for our members to make display quilts for the store which our members then turn into quilted gift quilts for donation in the community.

### **Queanbeyan Quilters members who quilt our Gift Quilts**

A number of our members freely offer their quilting services to the club to finish off the lovely tops made by our members. This is so very much appreciated and helps to really show off the wide range of colour and design in all the quilts.

## SPONSORS + PRIZES

### Our major sponsors this year:

**Brother + Canberra Sewing**  
**Lake Crackenback Resort & Spa**  
**Spotlight Queanbeyan**  
**Makerie**

### Prizes:

- **Braidwood heritage Crafts** - \$50 exhibitor's prize
- **Braidwood Quilt Store** - \$100 gift voucher
- **Canberra Sewing & Brother** - Innovis NV1800Q sewing machine
- **Chiatanya Designs** - lucky door prize
- **Fabric Salon** - \$75 gift voucher
- **Hen Tea Craft Store** - \$50 exhibitor's prize (all Braidwood Heritage Crafts)
- **Hobbysew Belconnen** - 2 x \$50 gift vouchers
- **KimoYES** - \$100 gift voucher
- **Lake Crackenback Resort & Spa** - 2-night getaway raffle prize value \$800 plus \$100 resort gift voucher
- **Make IT Quilted** - 2 x \$80 gift vouchers
- **Makerie** - \$250, 2 x \$100 and \$50 gift vouchers
- **Robyn's Plain 'n Fancy** - \$75 bundle plus lucky door prizes
- **Scissorsman** - \$150 scissors plus lucky door prizes
- **Sew Simple** - \$100 gift voucher
- **Spotlight** - Elna 1000 Ruby Red Special Edition sewing machine value \$395
- **The Sewing Shoppe** - \$100 gift voucher
- **Victorian Textiles** - some of their products
- **Wabi-Sabi Designs** - \$100 gift voucher

## LARGE QUILTS

### How To Vote

This is not a judged show. We ask you, the viewer, to vote for the quilts you like and admire the most. You can vote for two of the large quilts, one of the small quilts and two separate challenges.

#### 1 Lyn Alder

#### *NZ Flora and Fauna Quilt*

*Professionally quilted by Caroline Conlan of History in the Making*

The quilt is made of half square triangles. NZ Flora and Fauna Quilt Pattern from Cherry Pie Bernina Levin. Multicoloured and black. 160 x 180 cm.

#### 2 Christine Ashley

#### *Autumn race*

*Professionally quilted by Monika McKinlay of MAKE IT Quilted*

One of our members demonstrated the 'Jelly Roll Race' method for using up those jelly rolls in the stash. I had bought the fabrics in this quilt on a road trip a few months earlier, loving the colours and hints of Oriental. Traditional Jelly Roll Race design - original source not known. Demonstrated by Bryony De La Motte, Queanbeyan Quilters, 2022. Autumn golds, browns, oranges and reds. 172 x 186 cm.

#### 3 Christine Ashley

#### *Ebbs and Flows*

*Professionally quilted by Monika McKinlay of MAKE IT Quilted*

I bought the Japanese panel at a garage sale of a quilting friend and self-designed the quilt around it using snowball blocks and borders. Original design. Greys, blacks, white and gold/blue border. 142 x 142 cm.

#### 4 Christine Ashley

#### *Flowers from Tehachapi*

*Professionally quilted by Monika McKinlay of MAKE IT Quilted*

I bought this as a kit on a road trip in the Tehachapi Mountains in California intending to give it to my mother. I was able to choose my own fabrics and selected colours she would have loved. Sadly, she died before I could give it to her. Design - twisted 4 patch. Machine pieced. Designed by Claudia Blodget, February 2009. Pinks, purples, greens, blues, pale yellows. 145 x 170 cm.

#### 5 Susan Camm

#### *Tuscany Rose*

*Professionally quilted by Kay White of Kay's Quilting*

The quilt kit was given to me by a friend who had received it in an estate sale. The colours are new to my palette, but they are delightful Japanese fabrics which I have come to enjoy. There was no colour photo with the kit, and again, deprived of stitching

time, it took three years - mainly at our annual quilting retreats, to complete it. It is larger than I first imagined it to be. Borders included Flying Geese, Squares on Point and Pinwheels. Medallion style. The Kit was designed by Australian Country Craft, Vol 16 No. 4 out of June 2005. Pale Green (Olive), Cream, Rosebud and Burgundy. 204 x 204cm  
This quilt is for sale: contact the maker.

## **6 Dianne Challen**

### ***Dinosaurs on Parade***

*Quilted by the maker, Dinky Di Quilting*

I've made this quilt for my Great Nephew, Wil, for his 2nd birthday. There are over 1160 pieces in the patchwork, if I've counted correctly. The fun part for me is always the quilting. Traditional methods of piecing. Pattern from Elizabeth Hartman. Quilting pattern – Dino tracks. 5 metres of brown background fabric, 36 different fabrics for dinosaurs and foliage. 178 x 215 cm

## **7 Dianne Challen**

### ***Minyama Marina***

*Quilted by the maker, Dinky Di Quilting*

I made this Appliqued quilt for my Great Nephew, Dusty's, 2nd birthday. His family live in Minyama, a suburb of Mooloolaba in Qld and they spend a lot of time on the water. The applique is sewn by hand using two strands of DMC thread. Patterns from Pattern Poole. All of the fabrics for the applique came from my stash, as did the background beige fabric and the backing fabric. 137 x 210 cm.

## **8 Dianne Challen**

### ***Pieces of my Heart***

*Custom quilted by the maker, Dinky Di Quilting*

I made this Exploding Heart quilt while recovering from knee replacement surgery. The pieces of my life literally felt scattered and then slowly came back together again. Like a quilt, the pieces came together to be cohesive and happy. Traditional methods of piecing. Exploding Heart pattern by Laura at Slice of Pi Quilts. White tone on tone background, solid jade green and assorted fabrics to coordinate. 163 x 168 cm  
This quilt is for sale: contact the maker.

## **9 Chris Charlton**

### ***Chris's Wensleydale***

*Professionally quilted by Kay White of Kay's Quilts*

Retreat 2023 project constructed using pre-printed foundation papers. Jen Kingwell design - 'Wensleydale' from Quilt Recipes book. Various colours - predominantly scraps from my stash. 168 x 184 cm.

This quilt is for sale: contact the maker.



**THE  
BRAIDWOOD  
QUILT STORE**



Unit 6/119 Wallace Street, Braidwood

Thursday 10am - 4 pm

Friday 10am - 4 pm

Saturday 9.30am - 4 pm

Sunday 9.30am - 4 pm

Monday 10am - 4 pm

- Friendly and helpful service
- Over 3000 fabrics hand picked for the discerning quilter
- Group & individual workshops
- Custom quilting and finishing services
  - binding, completion of unfinished projects
- Made to order commission pieces

**10 Chris Charlton**

***Not Even Shy***

*Professionally quilted by Monika McKinlay of MAKE IT Quilted*

Queanbeyan Quilters Block of the Month Challenge 2021. Mixture of members original designs and traditional blocks chosen by members. Original arrangement Black White and Red. 145 x 180 cm

This quilt is for sale: contact the maker.

**11 Chris Charlton**

***Summer Fruit***

*Professionally quilted by Monika McKinlay of MAKE IT Quilted*

A very old kit purchased from a friend. Traditional pattern. A McCall's Pattern titled Berry Berry Blue 2016. Blues and Grey. 190 x 222 cm

This quilt is for sale: contact the maker.

**12 Pam Cregan**

***Modern weather***

*Professionally quilted by Monika McKinlay of MAKE IT Quilted*

In January 2024, our group had a Quilt Along, and this is my version. The free pattern is 'Skylight' by Missouri Star. In January 2024, QQ had a Quilt Along with this quilt. Scrap (weather report by Kaufman fabrics). 165 x 188 cm.



### 13 Judith Crispin

#### ***Bright Lights***

*Professionally quilted by June Ey of Bluebell A1 Quilting*

My liking of bright colours saw the making of this chandelier quilt. Bright colours with black. 195 x 198 cm.

### 14 Judith Crispin

#### ***Diamonds in Diamonds***

*Professionally quilted by June Ey of Bluebell A1 Quilting*

I collected many diamonds over time and felt they needed to be made into a quilt. Beige and many colours. 187 x 202 cm.

### 15 Judith Crispin

#### ***My Hexi Flower Garden***

*Quilted by the maker*

It came about due to my enjoyment of making hexagons. Design is traditional Grandmother's Flower Garden with edge variation. It has 323 flowers and uses 5000 hexagons. 140 x 153 cm.

### 16 Susan Davis

#### ***As time goes by***

*Professionally quilted by Monika McKinlay of MAKE IT Quilted*

I'm a fan of the tv programme 'As time goes by'. In the programme they have a quilt on the bed; all I could make out was half square triangles so this is my interpretation of that quilt. Rose pink. 177 x 199.3 cm.

## **Fiona Hammond**

### **Fibre Artist and Tutor**

**Craft Supplies ▪ Craft Classes**



Fiona is available to travel to your group, shop or event to teach her selection of creative craft workshops or to have a stall at craft-related events.

*Workshops available in:*

- Quilting
- Coiled basketry
- Basic jewellery skills
- Purse-making
- Textile jewellery

[www.chiatanyadesigns.com.au](http://www.chiatanyadesigns.com.au)

[chiatanyadesigns@gmail.com](mailto:chiatanyadesigns@gmail.com)

0427 122 861 (9am—7pm only please)

Facebook: Chiatanya Designs

Instagram: @ChiatanyaDesigns

**17 Susan Davis*****Isis Egyptian Goddess***

*Professionally quilted by Monika McKinlay of MAKE IT Quilted*

I found the panel in Bright some years ago, I waited for some time before deciding the block and fabric to enhance the panel. Traditional block. Blue. 180 x 236 cm.

**18 Bryony De La Motte*****Retreating pinwheels***

*Professionally quilted by Monika McKinlay of MAKE IT Quilted*

Made as my Retreat Project over 3 retreats using my large collection of red scraps plus a few new fabrics. Traditional blocks in a modern design. Pattern is Floating Pinwheels from the book Scrap Basket Bounty by Kim Brackett. Red and white. 182 x 182cm.

**19 Claudia Gardiner (Age 14)*****Over the Rainbow***

*Quilted by her mother, Miranda Gardiner*

I came across a tutorial online and was inspired to make this quilt in the log cabin technique. Traditional Log Cabin found online. Rainbow assortment. 144 x 144cm.

**20 Miranda Gardiner*****Shine Bright Like a Diamond***

*Professionally quilted by Monika McKinlay of MAKE IT Quilted*

Cascading Diamonds design. This quilt is the result of a workshop. Assorted colours, pinks and greens, blues, ochre. 265cm x 265cm.

**21 Miranda Gardiner*****Vintage Birds***

*Quilted by the maker*

This quilt was all hand sewn using English Paper Piecing method. Original pattern used is French Vintage Mosaic Quilt designed by Brigitte Giblin. Blue, pink, ochre, lavender, yellow, beige. 152 x 156 cm.

**22 Chris Gillespie*****Blue Ohio Stars***

*Quilted by the maker*

The piecing of the blocks was commenced in the early 1990's after I saw a photo of a similar quilt in an American magazine. Ohio Star is a traditional pattern. I drafted my block to a size to suit. Some of the fabrics were given to me by friends, and a few of the blocks were stitched by friends. The quilt was completed in 2022. After so many years, there was no matching fabric for the binding, so the quilt has been faced. Traditional. Blue and cream. 237 x 237cm.

**23 Chris Gillespie*****Hearts and Gizzards***

*Quilted by the maker*

Begun at Ulladulla Quilters' Gathering in a class with Faye Packham in 2014. Hearts and Gizzards is a very old traditional pattern, made modern with Faye's instructions.

Machine applique, pieced and bound by machine, quilted on a domestic machine. Red and cream. 142 x 142 cm.

**24 Chris Gillespie**

***Oh my Stars***

*Quilted by the maker*

I love star quilts. I saw a picture on Pinterest of the star block. The foundation pieced pattern was available as a free download. Buying the bright fabrics was a challenge, as my comfort zone is blues and Civil war reproduction fabrics. Pattern free on Pinterest but designer unknown. White and brights. 146 x 146cm.

**25 Chris Gillespie**

***Sashiko Log Cabin***

Begun in a Workshop with Sharyn Hall at Hawkesbury Quilt Camp in 2005. My quilt is double sided, so please look at the back. It combines hand stitched Sashiko with machine pieced Log Cabin blocks. Completed in November 2023. Designed by Sharyn Hall. Sashiko - in blues and cream, reverse - log cabin blocks in reds and cream. 175 x 175cm.

**26 Liz Hendrickson**

***Black & Starry Night***

*Professionally quilted by Monika McKinlay of MAKE IT Quilted*

Liz wanted a dark night effect and glowing chandeliers for this quilt. It is machined pieced and then quilted by Monika. This variation of a traditional pattern is from "Charm School - 18 Quilts from 5" Squares by Vanessa Goertzen. It was also watched online on Missouri Star (You tube). Black and bright colours. 147 x 147cm. This quilt is for sale: contact the maker \$450.00.



*Marnie Stewart* ☎ (02) 6452 3480  
42 VALE STREET COOMA NSW 2630

**27 Liz Hendrickson*****Fans for Cleopatra***

*Professionally quilted by June Ey of Bluebell A1 Quilting*

This quilt was created, "just because". Liz had seen the fans and just wanted to use her Egyptian styled fabrics in an Egyptian theme. The fans were cut using the Accuquilt die and was pieced and machine sewn. Variation of a traditional design. Many Cleopatra's fan quilts were seen on Pinterest. Pinks, blues mauve and cream. 140 x 140cm.

**28 Liz Hendrickson*****Floral Buzz***

*Professionally quilted by June Ey of Bluebell A1 Quilting*

This quilt was inspired by one seen on Pinterest. The large flower fabric designs were ideal for the centres and the jazzy black & white sashings added a buzz to the quilt. The quilt is from a book, "New Cuts for New Quilts" by Karla Alexander. Pinks and black and white. 158 X 210 cm.

**29 Liz Hendrickson*****Landed Gentry***

*Professionally quilted by Monika McKinlay of MAKE IT Quilted*

One day, like Alice, Liz went "down the rabbit hole," i.e. Pinterest, and discovered this quilt. The colours - shades of blue, grey & tan, and the geometric design, appealed to her. Monika McKinlay created an original design for the quilting. The design source is "Gentlemen's Agreement" published by New Leaf Stitches. Blues, grey and tan. 132 x 192 cm.



6255 8355

0403 176 762

[lisa@flowerswithlove.net.au](mailto:lisa@flowerswithlove.net.au)

[www.flowerswithlove.net.au](http://www.flowerswithlove.net.au)

Shop 3A

37 Jerrabomberra Parkway

Jerrabomberra NSW 2619

 /lisaatflowerswithlove

 \_flowerswithlove\_



Flower arrangements around the Exhibition have been supplied by Flowers With Love

**30 Kathleen Hunt*****Rosie's Dream Garden***

*Professionally quilted by Monika McKinlay of MAKE IT Quilted*

This quilt a combination of two patterns by Margaret Mew from her book and workshops that I have attended. I have used appliqué techniques and hand piecing throughout the quilt. The design is a medallion centre with an appliquéd basket surrounded by reverse appliquéd four-patch circles. The design is a variation of the original. The layout is a combination of the quilt Rosa Biddlecombe and appliqué in The Wistful Gardener from Margaret's book 'Quilts from La Gare and Other Mewsings'. This is a scrap quilt and the main colour is dusty pink and a mixture of dusty colours of purple, blue, yellow, green and aqua. The fabrics used are reproduction. 215 x 215cm.

**31 Jenny Lanesbury*****Sewcialites Sampler***

*Quilted by the maker*

Using block patterns from Fat Quarter Shop's Sewcialites Quilt-a-long this quilt was constructed using a total of 24 x 9 inch and 9 x 6 inch blocks. Blocks were designed by different designers and with excellent instructions even those rated challenging were fun to complete. After assembling all the blocks quilt was completed with a pieced border using left over fabric. Quilting was done on Brother HV1800Q sewing machine using wavy lines. Traditional block designs, put together in original layout. Block designs available through Fat Quarter Shop, Sewcialites Quilt A Long. (free patterns) Fabric used was from my own stash, mostly colourful floral designs in various colours to create a colourful scrappy look. 140 x 170cm.

**32 Wendy Luff*****From Australia – Waratah Wonder***

*Professionally quilted by Di Challen of Dinky Di Quilting*

Made for a relative in Europe. It is pieced using a Lisa Chandler design, Waratah Wonder quilt pattern. Pattern and fabrics purchased from Chandlers Cottage. Aussie wildflower brown, cream and rust tones. 202 x 204 cm.

**33 Wendy Luff*****Indian Autumn***

*Professionally quilted by Monika McKinlay of MAKE IT Quilted*

Timeless Treasures pattern, foundation pieced. Variation in colours used. Indian Summer quilting pattern by Judy Niemeyer. Autumn tone batiks. 157 x 176 cm.

**34 Wendy Luff*****Kinship Blues***

*Professionally quilted by Di Challen of Dinky Di Quilting*

The 100 blocks were all hand pieced. The pattern is Kinship: 100 Block Fusion Sampler by Angie Wilson (GnomeAngel) and Bec Proschogo (Skyberries). Blue, white, green, orange. 172 x 226 cm.

**35 Wendy Luff****Marks Quilt (Ombre Gems)**

*Professionally quilted by Monika McKinlay of MAKE IT Quilted*

Pattern purchased from Emma Jean Jansen. Pieced ombre fabrics with grey background. Ombre colours and grey. 160 x 196 cm.

**36 Wendy Luff****Misplaced Blues**

*Hand quilted by the maker with DMC thread and Perle cottons.*

This is pieced. Saw it on a friend's lounge, loved it. Had to do it. Copied it. It is a variation of a Missouri Star Quilt Co pattern, Skylight. Blues and whites. 153 x 155 cm.

**37 Wendy Luff****Salem Witches Guild**

*Quilted by the maker*

Made with multi-media aspects: Crayola crayons, embroidered, pieced and quilted. Original design. Pattern bought from Crabapple Hill. Studio by Meg Hawkey. Black and white. 132 x 182 cm.

**38 Wendy Luff****Starlets**

*Quilted by the maker*

Pieced with homespun fabrics. Starlets pattern by Charisma Horton. Multi coloured and white. 186 x 219 cm.

**39 Wendy Luff****Thunderbirds**

*Professionally quilted by Di Challen of Dinky Di Quilting*

Quilt is pieced and foundation pieced from a purchased pattern. Thunderbirds quilt pattern designed by Black Cat Creations – Jackie Theriot. Various batiks and grey. 204 x 204 cm.



**40 Monika McKinlay*****Madly quilting***

*Professionally quilted by Monika McKinlay of MAKE IT Quilted*

I've been collecting sewing themed fabric and waiting for a pattern to present itself to keep the prints nice and large. The faster I can get to quilting, the better. The bright orange threads are a fun way to make the quilting pop, showing off the Singer vintage sewing machine design. Modern traditional design. Bauhaus Quilt Pattern by Zen Chic. Vintage Singer Edge-to-Edge by My Creative Stitches. Various bright colours. 175 x 175 cm.

**41 Monika McKinlay*****Mulga Bill under the Southern Cross***

*Professionally quilted by Monika McKinlay of MAKE IT Quilted*

Bicycle themed fabrics with a secondary star pattern in the blocks. 'Mulga Bill's Bicycle' poem by Banjo Paterson and the Southern Cross remind me of all our camping adventures. Modern traditional. 'Spellbound' pattern by Fat Quarter Shop. Pastels on grey. 189 x 236 cm.

**42 Monika McKinlay*****Pack me up before we go...***

*Professionally quilted by Monika McKinlay of MAKE IT Quilted*

Travelling across Australia we have collected fun tea towels along the way but how many is too many... Upcycling them into a memory quilt and for it to live in the caravan is a great way to contribute to the circular economy - to reuse, recycle, produce textiles in a sustainable and environmentally friendly way. Original. Applique on my longarm quilting machine. Various colours. 220 x 174 cm.

**43 Monika McKinlay*****Spellbound stars***

*Professionally quilted by Monika McKinlay of MAKE IT Quilted*

A batik jellyroll of orange flavour off set by the blue that sits opposite on the colour wheel. Quilting in Safety Orange Glide thread to give it lift and texture. Modern traditional design. Spellbound is a Fat Quarter Shop pattern. Various oranges and blues. 173 x 214 cm.

**44 Cassandra Philpot*****Alaska***

*Professionally quilted by Monika McKinlay of MAKE IT Quilted*

This quilt has appealed to Cassandra for a long time, she loves the intricate piecing and the interesting patterns that form in the quilt. Cutting all the pieces was helped by having a cutting die with all the shapes to put through the Accuquilt Go! machine. Having a pattern to follow was very helpful and easy to follow. Variation of traditional blocks. "Alaska" quilt pattern by Edyta Sitar from Laundry Basket Quilts. Blue, white and grey. 210 x 210 cm.

**45 Cassandra Philpot*****Australia in Bloom***

*Professionally quilted by Monika McKinlay of MAKE IT Quilted*

Back in 2002 the club held a workshop on how to make a bargello quilt. Cassandra made several, some were finished but this one was sewn, crosscut and then left in a bag until recently. The pieces were brought out and arranged, sewn, quilted and finished. Sometimes it takes twenty odd years to make a quilt. Traditional design. Workshop on bargello quilts by Beryl Jeeves. 144 x 142 cm.

**46 Cassandra Philpot*****Blooming Star***

*Professionally quilted by Monika McKinlay of MAKE IT Quilted*

Cassandra and her daughter are often planning the next quilt or two and pulling out colours which might work nicely together. With a new cutting die to test, Cassandra made the four blocks out of their favourite colours and then set the blocks with matching strips. Variation of a traditional block. Blooming star blocks cut with a rolling die cutter. 159 x 160 cm

This quilt is for sale: contact the maker.

**47 Cassandra Philpot*****Colour Cascade***

*Professionally quilted by Monika McKinlay of MAKE IT Quilted*

While travelling online, Cassandra found this pattern and loved the idea of the progression through colours. A happy coincidence meant that a sale of gorgeous batik fabrics was on and Cassandra happily browsed through all the available colours, picking ones that seemed to resonate well with each other. It was a real pleasure to make. Robert Kaufman Fabrics pattern "Color Cascade" designed by Ariga Mahmoudlou. Charcoal, blue and purple. 157 x 184 cm.

This quilt is for sale: contact the maker.

**48 Cassandra Philpot*****Coral Reef***

*Quilted by the maker*

Some quilts pop up online and grab your attention. Cassandra watched Brittany's video of how to make this puff quilt and decided to try it out. First with two little 9-patch velvet squares and when that worked, she launched into cutting for a larger quilt. Traditional block. Ombre Puff quilt pattern and online video tutorial by Brittany Lloyd of Lo and Behold Stitchery. Multicoloured scrap. 146 x 148 cm.

**49 Cassandra Philpot*****Hearts Within a Heart***

*Professionally quilted by Monika McKinlay of MAKE IT Quilted*

While looking for a quilt design that would be good for Valentine's Day, Cassandra came across a pattern similar to a chandelier quilt and the look of strings of baubles but which featured hearts. After making a large quilt in that pattern, she thought it would



be even more fun to make the strings into the heart shape and use soft and delicate colours, building on a Spotlight pack. This is the result. Variation of “Heart Strings” quilt pattern by Lavonne Jackson at SewNQuiltShop. White, pink, purple, aqua. 144 x 154 cm  
This quilt is for sale: contact the maker.

**50 Cassandra Philpot**

**Suki Pearl**

*Professionally quilted by Monika McKinlay of MAKE IT Quilted*

This fun panel was at Spotlight and Cassandra bought it because her very first cat was a half Siamese all-black cat. Then on the way to the last club retreat she found just the right pattern to use. Calculations and cutting and sewing ensued. Layout is from the Jason Yenter “Colourful Quilt” pattern. Blue, violet and white. 158 x 158 cm.

**51 Cassandra Philpot**

**Treasure Chest**

*Professionally quilted by Monika McKinlay of MAKE IT Quilted*

Once again it was time to pick colours for the Bonnie Hunter Mystery, always tricky without knowing how it will look. Cassandra decided to do a dark background colour this time and use gold, blue and aqua with it. The pieces are all double the pattern size and she has made many fewer blocks. The border is varied from the pattern also. Variation of traditional blocks. Bonnie Hunter Mystery Quilt 2023 “Indigo Way”. Charcoal, black, blue, gold and aqua. 224 x 223 cm.

This quilt is for sale: contact the maker.



---

Hobbysew Belconnen caters to quilters, embroiderers, crafters and sewers  
Come browse the range in our beautiful store

Sewing Machines, Overlockers, Brother ScanNCut  
Furniture – flat pack & fully assembled  
Quilting fabrics, haberdashery & tools  
Yarn & knitting/crochet supplies  
Machine & hand embroidery threads  
Patterns & books  
Workshops  
Block of the Month & Subscription programs  
Machine servicing

**Open 7 days a week**  
(except Public Holidays)

Westfield Belconnen  
Shop 105A, Lakeside Carpark  
(02) 6253 0011  
belconnen@hobbysew.com.au  
www.hobbysew.com  
Find us on Facebook & Instagram

Register an email to receive store discounts plus 10% storewide on non-sale items on your birthday.

Present a current Canberra or Queanbeyan Quilters membership card to receive 10% off bolted fabrics from \$14.95 p/m

**52 Lorraine Piper*****Retreat Mystery Quilt***

*Professionally quilted by Hanna Tietz of Hanna's Quilting Service*

Mystery quilt challenge by Rosemont Patchwork issued during Covid 2021 finally created during QQ 2023 retreat. Cutting and sewing instructions provided without photos or diagrams. Quilt based on a pattern by Barb Hvizdak adapted for a Mystery quilt by Sue Chisholm. Orchids, burgundy, dark green, mauve, cream, blue/green, black. 162cm x 202cm.

**53 Shelley Powyer*****Eastern Sierra II***

*Quilted by the maker*

I followed the Eastern Sierra II pattern which comprised of blocks and circular inserts. Eastern Sierra II bed quilt pattern by XOXSEW. Various colours that remind me of mountains and rivers. 162 x 212cm.

**54 Amanda Pratt*****Blue Crosses Scrap Quilt***

*Professionally quilted by Hanna Tietz of Hanna's Quilting Service*

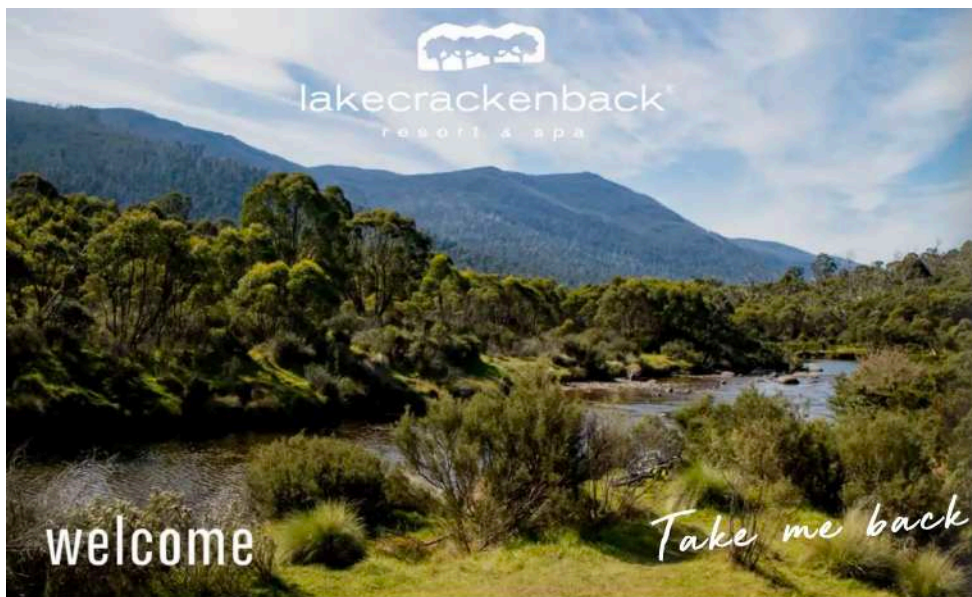
This quilt began as a means to 'rescue' some smaller scraps of blue fabrics from a donated stash. To this I added fabrics from the Queanbeyan Quilters (QQ) stash and 'blues' shared by my QQ colleague Pam Cregan. Quilting is 'Circle of Life' pantograph design. QQ Library book - "Back to Front : A new approach to machine appliqué" by Lorraine Scouler. 'Beauty in Bloom' quilt pattern. Blues with grunge grey border. 150 x 220 cm.

**KimoYES** VINTAGE JAPANESE  
FABRIC & CLOTHING

Jill Grant

☎ 0413 450 625  
✉ jill@kimoyes.com  
🌐 www.kimoyes.com

🏠 60 Dundas Court  
Phillip ACT 2606  
ABN 251 6015 4903  
☎ (02) 6162 1417



## *Welcome to Lake Crackenback Resort & Spa.*

Whether your stay is for winter, summer, work or play, the Resort's idyllic setting offers guests that feeling that time is plentiful.

We encourage you to relax by the pristine lake overlooking the iconic Thredbo Valley or challenge yourself on the many hiking and mountain biking trails we have to offer.

The Resort has 150 acres to explore and world heritage listed Kosciuszko National Park is right next door, so if you need some direction or inspiration during your stay please reach out to our friendly team.

### **Relax . Rejuvenate . Activate**

Located on the border of the Kosciuszko National Park, Lake Crackenback Resort & Spa is a natural playground nestled in the Thredbo Valley surrounded by the spectacular Snowy Mountains. Visit the Resort to relax, rejuvenate and activate....

*"please scan code  
to visit our site"*



1650 Alpine Way, Crackenback NSW  
☎ 02 6451 3000  
✉ [reservations@lakecrackenback.com.au](mailto:reservations@lakecrackenback.com.au)  
More great package deals available at  
[www.lakecrackenback.com.au](http://www.lakecrackenback.com.au)



*Anthony Cleary*

Resort General Manager





makerie



Fine fabrics, yarns, threads, notions for  
quilting, needlework, knitting and crochet  
And gifts!

*We hope to see you soon!*

IT IS WITH GREAT PLEASURE AND EXCITEMENT  
THAT WE ANNOUNCE THE OPENING OF OUR NEW  
SHOPFRONT.

Opening Hours:  
10:00 - 5:00 Tues-Sat  
Evenings for classes and groups  
By Appointment

64/102 Swain St  
GUNGAHLIN ACT 2912  
ph: 0437 380 536

[contact@makeriebyhand.com](mailto:contact@makeriebyhand.com)  
[makeriebyhand.com](http://makeriebyhand.com)  
[motifsbyhand.etsy.com](https://www.etsy.com/shop/motifsbyhand)

Follow us on Facebook and Instagram

**55 Narell Smit*****All the ladies***

*Professionally quilted by Kay White of Kay's Quilts*

A weekend away and looking for something to do; I don't buy a lot of fat 1/4's but thought I would use up some that I had (I did add some fabric from the stash as well). I wanted to feature the fabrics and wanted a block that would be quick and achieve that. Traditional block, my design. Brown/Grey Scale. 190 x 237 cm.

**56 Narell Smit*****Diamonds for Carol***

*Professionally quilted by Kay White of Kay's Quilts*

My friend Carol does beautiful watercolours, so we did a swap, I made her this quilt and I have a fabulous still life painting. She wanted a blue quilt, I had made a diamond quilt already, which she liked. I included the silver fabrics in with the blue for more depth. My design. Blue and Silver. 161 x 196 cm.

**57 Narell Smit*****Ocean Spray***

*Professionally quilted by Kay White of Kay's Quilts*

A friend of mine made a variation of this, I tweaked it for this quilt. I had a collection of beach fabrics and thought this design would show them off to their best advantage, not everything is suitable for little pieces. Modern piece. There are variations of this on Pinterest. Blue and yellow main colours (everything else in there too). 196 x 184 cm

**58 Narell Smit*****Saddle Up***

*Professionally quilted by Kay White of Kay's Quilts*

I spotted this on Pinterest just before our retreat to Lake Crackenback in November and thought this could be a weekend quilt project. I raided the stash for the feature fabric and added a couple of extra white fabrics for some more variety. As I had no instructions I went with old faithful Fibonacci, to have a balanced look to the quilt. Modern feel. Found on Pinterest, unknown. White, brown/grey scale. 223 x 214 cm.

**59 Sandra Still*****Liquorice Allsorts***

*Professionally quilted by Monika McKinlay of MAKE IT Quilted*

I wanted to make a quilt using 'jelly roll' strips. I have used two grey/black jelly rolls interspersed with bright 'ombre' fabrics. I found a design online which I modified to suit my vision for the quilt. Scrap. 175 x 187 cm.

**60 Sandra Still*****Popping Triangles***

*Professionally quilted by Monika McKinlay of MAKE IT Quilted*

I bought the Tula Pink Linework fat quarter pack and decided to use her pattern Equilateral and team it with bright ombre fabrics. It is foundation pieced. Tula Pink "Equilateral". Black and white plus bright ombre fabrics. 175 x 175 cm.



# MAKE IT Quilted

LONGARM QUILTING SERVICES &  
GLIDE THREADS DISTRIBUTOR



MAKE IT Quilted provided quilting of the 2024 Queanbeyan Quilters Raffle quilt 2nd prize  
**International award winning quilter providing edge-to-edge and custom quilting  
in the Canberra and Queanbeyan region.**

All size quilt tops accepted | Commissions & quilt finishing | Batting  
For more information contact Monika | 0412 474 176 to make an appointment



# GLIDE

TRILOBAL POLYESTER

by **FIL-TEC**



Digital edge-to-edge & custom quilting | [www.makeitquilted.com.au](http://www.makeitquilted.com.au) | [makeitquilted@gmail.com](mailto:makeitquilted@gmail.com)

## 61 Sandra Still

### *Scrap Happy*

*Professionally quilted by Monika McKinlay of MAKE IT Quilted*

This quilt was made to use up numerous strips of fabric left over from previous projects. It is pieced on a foundation which is left in the quilt. The strip widths are random. It is a composition of designs I have seen online. Black, white and multicolour. 157 x 193 cm.

## 62 Sandra Still

### *Scrappy Circles*

*Professionally quilted by Monika McKinlay of MAKE IT Quilted*

I wanted to make a quilt to use up bright batik strips left over from a previous project. This pattern appeared on the cover of a Quilters Companion magazine and suited my purpose. It is foundation pieced and teamed with black and white fabrics. The pattern is called "Daisy Chain" by Helen Draper. Black and white plus bright batik scraps. 187 x 187 cm.

## 63 Sandra Still

### *Star Trail*

*Professionally quilted by Monika McKinlay of MAKE IT Quilted*

This quilt was made for my husband but became too large. It is foundation pieced using Snail Trail and Star blocks. The quilt design came from a book we have in the library, Star Quilts by Judy Martin. Multiple batik fabrics in muddled colours. 248 x 254 cm.



**64 Hanna Tietz*****Feel the Heat***

*Quilted by the maker*

This quilt was created for my son-in-law as a 'Welcome to our family' gift. He is a dedicated member of our local emergency services in both career and volunteer capacity.

I chose this quilt design with the aim to capture the rapid changes of a bush fire in both colour and intensity. I liked the photo collage effect it gave. The back of the quilt is green in colour to represent regrowth and recovery. The quilt is machine pieced. The pattern is named Gridlocked, by Lynne Wilson. Most of the 'bushfire' fabrics were individually selected at the Braidwood Quilt Store and a few came from my stash.

148 x 196cm.

**65 Hanna Tietz*****Liquorice Allsorts***

*Quilted by the maker*

A pre-loved embroidered vintage linen & lace tablecloth was the starting point for this machine-pieced quilt. The overall colour pallet came from a piece of fabric that did not end up being used in the actual quilt. Originally I named the quilt 'Iced VoVo' but as the quilt evolved the design plan took a different direction. When 'liquorice' was added, a new treat emerged! Original design by Hanna Tietz. I use vintage linens often in my work but the modern design elements were a first for me. I was inspired by several different pins on Pinterest. 211 x 217 cm.

Robyn's  
**Plain 'n' Fancy**  
Professional Machine Quilting Service

Ph: 6291 3152  
Mob: 0411 989 391  
robyn.dc@bigpond.net.au

PO Box 334  
Erindale Centre, 2903  
ABN-11 654 430 530

**66 Victoria Toulkidis*****Blue Waves***

*Professionally quilted by Monika McKinlay of MAKE IT Quilted*

I learnt to make this jelly roll quilt at a Queanbeyan Quilters Technique Night. I used a pre-cut jelly roll, then added a border to make it a single size bed quilt. I love the purple and blue colours, and the butterflies. Although the fabric does not feature a water theme, it makes me think of swimming in the ocean hence 'Blue Waves'. Jelly Roll race. Queanbeyan Quilters Technique Night. Purple, blue and teal. 130cm x 188cm.

**67 Christina Tregea*****Butterfly Breeze***

*Quilted by the maker*

Purchased kit at craft show in 2012. Completed in 2023. Quilted by me on a friend's long arm machine. Original design. Kit designed by Patchwork with Gail B. Purple, blue, black. 187 x 185 cm.

**68 Dacia Wells*****A Chandelier***

*Professionally quilted by Monika McKinlay of MAKE IT Quilted*

This quilt started from leftovers of a previous chandelier quilt. As this is a favourite pattern of mine and I am a blue green person, I combined my two favourite things and here it is! This one has pillowcases to match. My variation of the traditional design which was found on Pinterest. Blue, green, white. 209 x 214 cm.

This quilt is for sale: contact the maker \$750.

**69 Dacia Wells*****Drunkards Path***

*Professionally quilted by Monika McKinlay of MAKE IT Quilted*

I used a cutting machine to cut the pieces of the blocks then found the Bonnie Hunter picture and placed the fabric with the design and colourway. Variation of a traditional pattern. Bonnie Hunter quilt pattern No. 009. Blue, green and red. 169 x 191 cm.

This quilt is for sale: contact the maker \$495.

**70 Dacia Wells*****My memory quilt***

*Professionally quilted by Monika McKinlay of MAKE IT Quilted*

This quilt is made from a selection of my late husband's ties. I saw the design on Pinterest so made a pattern from the picture. Variation of a traditional design. Black, grey, blues. 147 x 174cm.

**71 Dacia Wells*****Pathways***

*Professionally custom quilted by Monika McKinlay of MAKE IT Quilted*

Idly looking at designs and found this design – so went looking for fabric and found this lovely family of shades of blue. This has pillowcases to match. Design by Lorna Shapiro. Blues. 198 x 219cm.

## 72 Dacia Wells

### *Picture Perfect*

*Professionally quilted by Monika McKinlay of MAKE IT Quilted*

The fabric for this quilt was bought while on holidays. Because of the border fabric, I made a frame for the centre and then created a border of colour and style in matching fabrics, to my design. This has pillowcases to match. Blue. 214 x 230 cm.

This quilt is for sale: contact the maker.

## 73 Dacia Wells

### *Star Burst*

*Professionally custom quilted by Monika McKinlay of MAKE IT Quilted*

One of my favourite patterns and as my family claims them, I make another. It has pillowcases to match. Traditional lone star pattern, varied. Pattern from Australian Quilters Companion No. 20 called Symphony of Flowers. Cream, green, gold and aqua. 198 x 198 cm.



# Sew Simple

*For all your sewing and embroidery needs*

 **Husqvarna**  
**VIKING®**

**PFAFF**

 **Handi Quilter**  
BY QUILTERS FOR QUILTERS

**BERNINA**

**JUKI**

**JANOME**

1/40 Raws Cres  
Hume ACT  
02 6282 7144

[sales@sewsimplecbr.com.au](mailto:sales@sewsimplecbr.com.au)



SCISSORMAN®



Hi I'm Trevor  
The Scissorman!

Please contact  
me with any  
questions you  
have.

**(02) 6285 4252**



The Scissoroo® is a uniquely Australian pair of scissors designed by Trevor Robertson, featuring the iconic Australian kangaroo. Attention to detail and quality has resulted in a pair of fine scissors second to none in performance and design.

They are an ideal embroidery or thread cutting pair of utility scissors. Scissoroo® are quality scissors: they are exclusively hand-crafted in Italy for Scissorman.

In addition to being owned and treasured by many Australians, Scissoroo® make the perfect souvenir or gift from Australia for friends and family overseas. The first edition Scissoroo® are presented in an attractive matt-black tin with the Scissoroo® crest on the front and the Scissoroo® story on the back.

Scissoroo® brand together with the distinctive shape of the kangaroo embossed on and into the Scissoroo® scissors are each registered trade marks of Scissorman Pty Ltd and are protected by the laws of Australia and other countries.

[www.scissorman.com.au](http://www.scissorman.com.au)



## SMALL QUILTS

### **101 Judith Crispin**

### ***Country Life***

*Professionally quilted by June Ey of Bluebell A1 Quilting*

Based on a variety of shapes and designs with reference to Wendy Williams and others using felts and embroidery. Many colours on cream. 107 x 107 cm.

### **102 Bryony De La Motte**

### ***Can a giraffe see through a skylight?***

*Professionally quilted by Monika McKinlay of MAKE IT Quilted*

I began this quilt in a Skylight design workshop and I based the colours from the giraffe fabric in the centre. The workshop was conducted by Cassandra Philpot, based on a Jenny Doan design. Black, grey, yellow and white. 125 x 125cm.

### **103 Miranda Gardiner**

### ***Gnomes***

*Quilted by the maker*

The quilt was made using a main panel and a single border. No pattern was used. Red, green, blue, ochre. 130 x 130cm.

### **104 Miranda Gardiner**

### ***In Fruit We Trust***

*Professionally quilted by Monika McKinlay of MAKE IT Quilted*

I was inspired by the food prints designed by Laura Wayne designs. Blocks set on point. Variation of the pattern Aloha Pineapple by Ann Anderson. Blue, green, pink, orange, yellow. 100 x 175cm.

### **105 Chris Gillespie**

### ***Kaleidoscope***

*Quilted by the maker*

Made in a Workshop with Lyn Hewitt at Ulladulla Quilters' Gathering. Traditional pattern. Machine pieced, using Marti Michell Winding Ways templates. Blue and cream. 127 x 127cm.

### **106 Liz Hendrickson**

### ***Klimt's Cleo***

*Professionally quilted by June Ey of Bluebell A1 Quilting*

Liz knew she couldn't afford a genuine Klimt art work, so Klimt's Cleo became her next best option as it covered all bases, patchwork & quilting, the love of cats and the acceptable price tag. Adaptations were made to fully utilize the fabric. It is machine pieced and quilted by June Ey of Bluebell A1 Quilting. The quilt is from a pattern & kit purchased from a business (EQUILTER). Golds, browns and yellows. 106 x 140cm.

**107 Ava Hanna Hughes (Age 5)*****Ava's Cushion***

*Quilted by the maker*

This is Ava's first quilt, using Raw Edge Applique technique.

When I was 4, I went to the craft show and watched an iron-on applique demonstration. I asked the lady "how do you cut around a shape when scissors are straight"? She showed me how. I used an iron for the first time. I traced and cut out some of my own shapes with very sharp little scissors. I quilted it myself on my grandma's longarm quilting machine. "It is easy peasy to do". I am going to learn straight stitching on my little sewing machine during the holidays this year because I am in kindergarten now. Original design by Ava Hughes. I arranged the shapes myself. That was lots of fun. It will be a cushion for my bed when finished. The craft show lady gave me her material scraps and I also got some 'cut out animals' to take home too. I chose my favourite colour 'rainbow' for the quilting thread. 54 x 56 cm.

**108 Jenny Lanesbury*****This Goes With That***

*Quilted by the maker*

After purchasing Sue Daley's (from Patchwork with Busyfingers) "This Goes With That" block of the month kit I was enthusiastic about starting my first English Paper piecing quilt. Putting this quilt together was not only a great lesson in hand sewing, but a very interesting lesson in geometry and intuitive lesson in colour. Each hexagon was pieced using various shapes and then stitched together in rows. After finalising the handsewing, quilting was completed with straight stitching on my Brother NV1800Q sewing machine. Traditional English Paper Piecing method using pieced hexagons in bright colours to give it a modern look. This Goes With That pattern by Sue Daley of Patchwork with Busyfingers (still available to purchase). A mix of Sue Daley fabrics supplied in kit and bright fabrics from my own stash. 124 x 130 cm.

**109 Wendy Luff*****Mandala Magic***

*Quilted by the maker*

This is foundation paper pieced using Kaffe Fassett fabrics. The kit, bought from Quilt-agious, is called Escher Mandala Kaffe 56x56. Many colours. 130 x 130 cm.

**110 Wendy Luff*****Dancing Diamonds***

*Quilted by the maker*

Made from a published pattern. Random Threadz Dancing Diamonds designed by Sheryl Mycroft. Black, yellow, purple and orange. 125 x 125 cm.

**111 Wendy Luff*****Mini Dresden***

### *Quilted by the maker*

Quilt is pieced and appliqued. It is designed by the maker. Black and white plus multicoloured Dresdens. 128 x 162cm.

### **112 Wendy Luff**

### ***Pivot***

#### *Quilted by the maker*

This quilt is machine pieced. It is made from the Pivot Quilt pattern purchased from Modern handcraft designed by Nicole Daksiewicz. Multicoloured on white.

128 x 158 cm.

This quilt is for sale: contact maker \$200.

### **113 Wendy Luff**

### ***St Louis 16 Patch***

#### *Quilted by the maker*

Just wanted to use up fabric. Pieced by machine. Traditional, variation of old pattern. Multi coloured homespuns. 124 x 125 cm.

### **114 Sharon McAuliffe**

### ***Not Quite Square***

#### *Quilted by the maker*

The quilt was made at a workshop held by Queanbeyan Quilters in preparation for the making of this year's first prize raffle quilt. New York Beauty block. Yellow, pink, blue. 25.4 x 24.7 cm.

### **115 Monika McKinlay**

### ***We are going***

#### *Professionally quilted by Monika McKinlay of MAKE IT Quilted*

The Braidwood 2023 challenge provided the funky pizza fabric in three colourways. I could not go past the pizza concept and 'food on the go' so I made a half and half pizza in a box. A small section of Kath Walker's poem 'We are going' is embroidered into the shadow of the circle to time stamp the project being made at the time of the 2023 Referendum. Original, modern, raw edge applique, custom quilting with Glide 40 wt thread in solid blues and variegated orange. Original by Make IT Quilted. Denim blue with blue and pink. 50 x 50 cm.

### **116 Chris O'Donnell**

### ***Hearts and Diamonds***

#### *Quilted by maker*

I started making this quilt in 2007. It is a combination of machine piecing and hand appliqué with both machine and hand quilting. At the hand quilting stage, it was temporarily put aside until this year when it resurfaced begging to be finished. Design by Yvonne Skodt titled Roses From The Heart. This quilt was in Patchwork and Quilting magazine. Cream, beige, dark red. 124 x 124 cm.

### 117 Chris O'Donnell

### *Skylight quilt*

*Quilted by maker*

Three groups of contrasting fabrics were arranged in pairs before being cut and crosscut ready for machine sewing. These quilt blocks were demonstrated by Cassandra at a Queanbeyan Quilters technique night. Online video tutorial of the Skylight quilt by Jenny Doan. One floral layer cake packet was combined with solid colours of greens, aqua and crimson. 128 x 150 cm.

### 118 Lisette Pettit

### *Counterpart*

*Hand quilted by the maker*

The design uses concentric alternation and ombré colours of pink to create a visually dynamic quilt. Counterpart pattern designed by Kelley Matt for Modern Groove Quilts. Pink and Linen. 37"x45" 94 x 114 cm

This quilt is for sale: contact the maker

### 119 Cassandra Philpot

### *Sunny Autumn Day*

*Professionally quilted by Monika Mckinlay of MAKE IT Quilted*

The concept of the quilt was to reproduce the effect of the stunning blue skies of autumn viewed through autumn leaves on trees. Cassandra had just the pattern on hand that she decided to use. And had lots of colours on the shelf to play with to get the full range of autumn colour in Canberra. Variation of "Autumn Falling" by Lavonne Jackson at SewNQuiltShop. Blue, brown, orange, yellow and green. 107 x 107 cm.

This quilt is for sale: contact the maker.



**BOOK  
YOUR  
NEXT CLASS  
TODAY**

**Offering diverse  
patchwork &  
dressmaking fabric  
& courses to create  
that something special**

**Call: 6239 1214**  
to speak to Sharon or Sonia  
e: [sales@sewingshoppe.com.au](mailto:sales@sewingshoppe.com.au)

*'Please come and say hello,  
we can't wait to meet you'*

**Open 10am to 4pm Wed - Sun**  
6/51 Tennant Street, Fyshwick




**120 Shelley Powyer*****Fireside****Quilted by the maker*


Strips sewn together. Fireside quilt pattern by Suzy Quilts. Bright colours. 87 x 95 cm.

**121 Amanda Pratt*****Boho Scrap Quilt****Professionally quilted by Dianne Challen of Dinky Di Quilting*

Made using a \$3 bag of squares I bought at an Op Shop in Cooma on the way to my first Queanbeyan Quilters (QQ) Retreat. Backing is from the QQ stash. Scrappy squares made a bit Boho with help from DinkyDi Quilting. Multi (scrap). 160 x 125 cm.

**122 Narell Smit*****Claudia****Professionally quilted by Kay White of Kay's Quilts*

I found this pattern at the Canberra Quilt Show a couple of years ago, finally thought it was about time to give it a go. Another stash buster, I wanted all the gold fabrics for the camel and plainer fabrics for the background. I appliqued the pattern instead of using steam-a-seam and also varied the embellishments from the original pattern but feel that the quilt still has the same flavour as the original. Caleb the Camel by Laura Heine, though I feel Caleb felt trapped in the wrong body and wants to be known as Claudia! Everything. 114 x 135 cm.

		
<p>Matilda's Own Batting</p> <p>Patchwork Templates</p> <p>Fibre Optic Rulers</p> <p>Threads including</p> <p>Signature, Superior and a range from Matilda's Own</p> <p>Cutting tools and Mats</p>	<p>Pens and Papers</p> <p>Needles and Pins</p> <p>Many Other Accessories</p> <p>Look out for them</p> <p>all in your local</p> <p>patchwork shop!</p>	

**123 Narell Smit*****Summer Days***

*Quilted by the maker*

Workshop with Esterita Austin using a photo that was found online years ago. Art quilts, painted and transferred onto fabric. Esterita's technique. Dark moody autumn colours. 30 x 43cm.

**124 Narell Smit*****Twirling***

*Quilted by the maker*

A workshop with Esterita Austin a few years ago, painting and transferring the image onto fabric, we used some photos for inspiration. This was the second one after I had finished the first one, it was done very quickly and very freestyle. Esterita was very impressed that I rushed it off, she said that she had always wanted someone to do a quick free flowing picture. Photo unknown, found years ago online and saved. Art quilt. Workshop Esterita Austin. Pink, green, orange, purple and yellow. 36 x 35 cm.

**125 Hanna Tietz*****FAMILY THREADS #USA & #AU***

*Quilted by the maker*

Memory quilts - made to honour 2 siblings forced from their family and homeland by war and circumstance. Each built a new life for themselves, one in Australia (via Ecuador), the other in the US. Family Threads #USA & #AU were created to enrich our family story for future generations. Today the quilts are displayed side-by-side but they will soon be located on opposite sides of the world. The quilts are machine pieced with traditional Tumbler blocks and Dresden Plate petals. Original design by Hanna Tietz. A special thank you to my cousin Karen (USA) who suggested that we combine our family threads to make these treasures. I'm sure that our mothers, grandparents and shared great grandparents would be pleased! Repurposed fabrics were used in both the quilt top and backing. My grandfather's 1970's vintage cotton shirts. My great aunt's linen serviettes, complete with her hand embroidered initials (recently posted to me from the US). Thread and batting were the only new materials used.

45 x 45 cm (X 2 quilts) = 90 x 45cm.

**126 Victoria Toulkidis*****Sisterhood***

*Professionally quilted by Monika McKinlay of MAKE IT Quilted*

I love being able to sew precise and intricate patterns with small pieces of fabric using the Foundation Paper Piecing technique. I heard about the 'Sisterhood' pattern at a quilting class at the 'Sewing Shoppe', and knew I had to make it. I've had so much support from amazing women in my life, including members of Queanbeyan Quilters. Designed to celebrate International Women's Day, inspired by stories of women supporting women in situations of crisis, this block represents the universal sisterhood that exists between us across the globe. Original design by Berene Campbell, from

happysewluckyshop on Etsy. Queanbeyan Quilters foundation piecing Technique Night. Various colours. 102 x 102cm.

### 127 Christina Tregear

### *Bees and butterflies*

*Quilted by the maker*

I purchased a pack of pre cut hexagons and then made my own white ones. Hand stitched them all together then machine quilted. Original design. Black, yellow, orange, grey and white. 107 x 110 cm.

### 128 Christina Tregear

### *Kaleidoscope*

*Quilted by the maker*

A challenge for myself to try a technique I had not used before. One block wonder technique. Pink and white. 122 x 135 cm.

### 129 Dacia Wells

### *Shades of Mauve*

*Professionally quilted by Monika McKinlay of MAKE IT Quilted*

Fabric was cut out on the Go! cutter making it quick and easy to cut and also easy to assemble as pieces are all marked for placement. Traditional design. Mauve and cream. 132 x 132cm.

## WABI-SABI DESIGNS WORKSHOPS

### WE WILL COME TO YOU!

If you have 10 people or more, we will come to your shop, guild or group.  
For venue requirements and pricing, please contact us!



### SHIBORI INDIGO DYEING WORKSHOP

No requirement list!

You can just walk in and enjoy the magic of natural indigo dyeing. You will learn a full range of fundamental shibori techniques of tying, binding, clamping, wrapping and stitching. (1-2 day workshop)

### BORO RICE BAG MAKING WORKSHOP

A wonderful slow, creative, hand stitching day.

Kit includes genuine vintage and antique fabrics from Japan, needles, cord and thread. Learn about the history of boro, and traditional mending techniques in this relaxing day while you stitch a rice bag.



CONTACT: SHUJI & ALISON YAMAZAKI 0408-177344

SHOP ONLINE: [wabi-sabi.com.au](http://wabi-sabi.com.au)

## EXHIBITION REFRESHMENTS

### FRIDAY OPENING NIGHT

Sue Camm, one of our wonderful members, will prepare the delicious supper spread for invited guests to the Opening Night of the Exhibition. Soft drinks will be available.

### SATURDAY

The **Queanbeyan Evening Branch of the CWA** will be selling light refreshments to visitors on Saturday.

The Country Women's Association (CWA) was formed in 1922 and is the largest women's organisation in Australia. The CWA aims to improve conditions for country women and children by lobbying for change, helping local communities, creating a network of support and meeting together in towns and cities. Money raised by the Queanbeyan Evening Branch fundraising efforts is put back into the local Queanbeyan community.



### SUNDAY

The **Lions Club of Queanbeyan** will be selling a selection of homemade slices and cakes, scones with jam and cream served for morning tea. And an offering of sandwiches, tea, coffee, bottled water and soft drink.

Lions Club of Queanbeyan is a local minded, local funded organisation dedicated to bringing services and support to the people of Queanbeyan. "We Serve" is the motto of Lions and we aim to live that out everyday through volunteering to fundraise and partner with local businesses.



## RAFFLE

### Queanbeyan Quilters Inc Exhibition Raffle

**1st Prize:** "Geese in Motion" 212 x 211 cm.

Large multi-coloured bed quilt featuring New York Beauty blocks and flying geese.

Value: \$4000

**2nd Prize:** "Fireworks Within" 183 x 182 cm.

Sampler style bed quilt in red, black and white.

Value: \$3550

**3rd Prize:** Lake Crackenback Resort & Spa Getaway

2-night stay for 2 people, including breakfast. Conditions apply.

Value: \$800

Raffle to be drawn at the Exhibition at 2.30pm Sunday 28th April 2024

Results will be published: [queanbeyanquilters.org.au](http://queanbeyanquilters.org.au)

### RAFFLE

Tickets \$2 or three for \$5

Drawn Sunday 28 April 2024 at 2.30pm

#### First Prize



***Geese in Motion*** 212 x 211cm  
Large multi-coloured bed quilt.  
Value \$4000.

Quilting donated by  
Kay White of "Kay's Quilts"

#### Second Prize



***Fireworks Within*** 183 x 182cm  
Sampler style bed quilt. Value \$3550.  
Quilting donated by  
Monika McKinlay of "Make IT Quilted"

#### Third Prize



2-night stay for 2 people at **Lake Crackenback Resort & Spa** incl breakfast. Conditions apply.  
Value \$800

## CHALLENGES - FOR VIEWERS' VOTING

### Postcard From Queanbeyan

The Club Challenge is to make a quilted "Postcard from Queanbeyan" and to inspire members to try new techniques, to think about what Queanbeyan means to them.

✂ The theme is open to interpretation and works may be traditional, modern or art in style. Members may use any fabrics and whatever range of embellishment they wish, provided the finished postcard meets the requirements listed below.

✂ Completed postcards must measure 15 cm x 21 cm and fit flat and unfolded into the addressed C5 challenge entry envelope provided.

✂ Postcards must be made using standard quilt construction ie 3 layers The top image layer, may be in either Landscape or Portrait orientation.

✂ A 4th layer ie the Postcard back template, made from Calico, will be provided. Creators will write/embroider a summary of their design inspiration for the top image design in the space provided on the left hand side of the postcard back template.

✂ Viewers can vote for their favourite on the Viewers Choice Vote form.



### Little Quilts for Little People in Aid of the Royal Flying Doctor Service

Our Community Challenge for The Queanbeyan Quilters 2024 will support the Royal Flying Doctor Service, as they use small quilts for their small patients.

- Be creative in how you can make a small quilt for a child travelling as a patient with the RFDS.
- Size to be no bigger than 1 metre by 1 metre.
- Techniques, colours and themes on the quilts are up to you.
- Please include a piece of the given fabric, black and white spots, any size/amount you like. This will give some coherence to the group of quilts and could add a little "zing"
- The quilt will be 3 layers thick, held together by some form of stitching.
- Embellishments can be included on the quilt but **MUST** be safe and suitable for a child's quilt. **Please do not attach any buttons, trinkets, etc.** These can be choking hazards for little people.
- These quilts will be exhibited at the 2024 QQ Exhibition and will then be donated to the RFDS, unless you personally choose otherwise.
- An entry fee of \$5.00 per quilt will be donated to the RFDS. (Payable on entry)
- Viewers can vote for their favourite on the Viewers Choice Vote form.



# SPOTLIGHT

Bargains Galore!



## BECOME A SPOTLIGHT VIP

Get VIP discounts, attend exclusive events and more



**\$10 Welcome Voucher**




**\$10 Off On Your Birthday**



**VIP Member Offers & Events**



**Early Sales Alerts & Exclusive Emails**



**10% Off All Paper Patterns**



**20-30% Off Party Products Every Day**

### Trading Hours

Monday	9.00am to 5.30pm
Tuesday	9.00am to 5.30pm
Wednesday	9.00am to 5.30pm
Thursday	9.00am to 9.00pm
Friday	9.00am to 5.30pm
Saturday	9.00am to 5.30pm
Sunday	9.00am to 5.30pm

# Queanbeyan Quilters Inc

quilt | create | design

Queanbeyan Quilters Inc are a social group who make, talk about and admire quilts from all over the world. They meet regularly; every Friday night and Thursday mornings twice a month. Every two years they have a quilt exhibition and everyone is encouraged to exhibit, whatever their skill level.

Benefits include an extensive library, regular technique demonstrations, annual quilting retreat, guest speakers at monthly meetings and bus trips to quilt exhibitions.

Active members make gift quilts to donate where needed and run the occasional workshop to share skills.

The group aims to foster interest in all aspects of patchwork and quilting, bringing people together with similar interests in an atmosphere of friendship and sharing.

## CONTACT

President: Bryony De La Motte

☎ 0437 629 987

✉ [queanbeyanquilters@gmail.com](mailto:queanbeyanquilters@gmail.com)

<https://queanbeyanquilters.org.au/>

📘 <https://www.facebook.com/queanbeyanquilters>